

# LEARNER SHEET: I AM WHO I AM

Exodus 32:1-20



## THE BIG IDEA

God wants to be everything to us.

## BIG FUN IDEA

Go as a group to a place with a rock-climbing wall or a high ropes course, or some other activity that helps to build trust among the group. Go out for lunch together afterward and talk about the experience.

## BIG SERVING IDEA

Adopt one of the older saints in your congregation. Spend a morning doing housework or yard work for them, then have lunch together (you provide it!) and ask the person to share their faith story.

## PRAYER TIME

Remember your partner's prayer needs—record them here.

## DISCUSSION TIME

- Talk about a time when God was clearly your God.
- Talk about a time when trusting God or believing in God was hard.
- What things or people do you put ahead of God? What things or people do you rely on more than God?
- What do you think of the whole creation/evolution debate?

# LEARNER TAKE-HOME SHEET: I AM WHO I AM

Exodus 32:1-20



Take this sheet home and keep it someplace near the dinner table like on the fridge. At least three times next week at dinner, use Prayer Time and one other family activity to make your confirmation learning come alive!

## PRAYER TIME

Let your prayers follow the creation story this week: give thanks and say prayers for that which was made on each day of creation (look to Genesis 1 for help). For example, on the first day of the week, make your prayers about light and darkness, on the fifth day of the week, living creatures, and so forth. Don't forget to thank and praise the God who made it all!

## TALK TIME

- Talk about a time when God was clearly your God, and a time when it was hard to trust or believe in God.
- What are things that you individually, and as a family, tend to put in the place of God or rely upon instead of God?
- Do you think God is still creating? Is God a creative God in your life today?

## WEB TIME

Do an Internet search together on the words *God's deeds*. What kinds of Web sites come up? Pick five to look at and discuss the opinions and perspectives are reflected in each. What organization built the site, and what are they trying to say about God's deeds? Do you agree with their perspective? Why or why not?

## RITUAL TIME

Pay attention to your day-to-day routine this week. Look for evidence of God at work in your life. Set aside time each night to share with one another at least one place where you noticed God that day.



## KEY WORDS

Keep a family white board someplace near the dinner table, and write these words on it. Try writing a family definition for each one during the week.

**CREATOR**  
**FOUNDATION**  
**TRUST**  
**NURTURE**



# LEARNER SHEET: BENEFITS OF BAPTISM

Mark 16:15-16



## THE BIG IDEA

**Baptism promises forgiveness, salvation, and new life with God forever.**

## BIG FUN IDEA

Meet for a “Crazy Olympics” competition. Plan silly races like completing an obstacle course while balancing a cup of water on the end of a stick, catching as many popcorn kernels in your mouth as you can in one minute, drinking water upside-down, and so forth. Keep a chart of times and winners and give out gold, silver, and bronze medals when you are done with each event.

## BIG SERVING IDEA

Consider sponsoring a child. The ELCA Hunger Website ([www.elca.org/hunger](http://www.elca.org/hunger)) has information on how sponsorship works. Sponsorship of a child is a long-term commitment and not one to be undertaken lightly, but if you make it, you will find it very rewarding.

## PRAYER TIME

Remember your partner's prayer needs—record them here.

## DISCUSSION TIME

- **Name some of the groups and organizations you belong to. How did you become a member? How do you stay a member?**
- **How is being a member of your family and church the same and different from the other groups you belong to?**
- **If someone who was not a Christian asked you to define the idea of eternal life for them, what would you say?**
- **What is a missionary?**

# LEARNER TAKE-HOME SHEET: BENEFITS OF BAPTISM

Mark 16:15-16



Take this sheet home and keep it someplace near the dinner table like on the fridge. At least three times next week at dinner, use Prayer Time and one other family activity to make your confirmation learning come alive!

## PRAYER TIME

Invite God into your presence by celebrating and lifting up the people and circumstances that dwell deep in your heart this week. Pray this prayer together:

**Spirit of God, you call us to be witnesses to the world for all you have done for us. Make us missionaries of your gracious love. Give us the will to go tell it on the mountain. We ask all of this in Jesus' name. Amen**

## TALK TIME

Read and reflect on the verses above and talk about the questions below:

- The benefits of baptism include salvation, forgiveness of sins, and eternal life. Name three benefits your family receives by belonging to a faith community (a congregation) and how your lives are affected by them.
- How would you define the word *hope*?
- What are three ways you could share with someone what your baptism has done in your life?

## WEB TIME


As a family, consider sponsoring a child. The ELCA Hunger Website ([www.elca.org/hunger/](http://www.elca.org/hunger/)) has information on how sponsorship works. Sponsorship of a child is a long-term commitment and not one to be undertaken lightly, but if you make it, you will find it very rewarding. If you are already sponsoring a child, consider prayerfully sending an extra-generous gift in memory of your baptism.



## KEY WORDS

Keep a family white board someplace near the dinner table, and write these words on it. Try writing a family definition for each one during the week.

**DAILY REPENTANCE  
FORGIVENESS**



## RITUAL TIME

Martin Luther wrote the Small Catechism as a tool for parents to teach the faith to their children. This week make Luther's first explanation of the Sacrament of Holy Baptism part of your family devotions.

# LEARNER SHEET: BENEFITS OF COMMUNION

Matthew 26:26-28



## THE BIG IDEA

**Word, wine, and bread together give us salvation, forgiveness, and life.**

## BIG FUN IDEA

Meet as a group to go to a movie. Choose a movie you know to have a moral lesson or ethical aspects to the plot. When the movie is over, go out someplace for ice cream and discuss it. Try to reach a consensus about the point of the plot. (If you do not have a movie theater nearby, you can have a “movie and ice cream sundae” night at church or in someone’s home.)

## BIG SERVING IDEA

As a group, make a banner that can be displayed on Holy Communion Sundays in the narthex of your church building. (Be sure to get permission from the right people in your church, like the pastor, before hanging your banner!) Think of the symbols of Holy Communion (chalice, bread, grapes, wheat, and so forth), but also try to invent some of your own, fresh symbols. Be creative!

## PRAYER TIME

Remember your partner’s prayer needs—record them here.

## DISCUSSION TIME

- **What do you remember about your first Holy Communion? Where was it held? Who was there? What were your feelings?**
- **How have your feelings about Holy Communion changed since you first communed?**
- **Summarize in your own words what you have been learning in the last three lessons about Holy Communion.**
- **If someone said to you, “I don’t see the point in going to communion,” what would you say to them?**

# LEARNER TAKE-HOME SHEET: BENEFITS OF COMMUNION

Matthew 26:26-28



Take this sheet home and keep it someplace near the dinner table like on the fridge. At least three times next week at dinner, use Prayer Time and one other family activity to make your confirmation learning come alive!

## PRAYER TIME

Invite God into your presence by celebrating and lifting up the people and circumstances that dwell deep in your heart this week. Pray this prayer together:

**Lord, you have saved us from sin in your death and resurrection. Grant that we may be worthy of your gifts and might share them with others. We ask all of this in your name. Amen**

## TALK TIME

Read and reflect on the verses above and talk about the questions below:

- What is your favorite meal? Is there something everyone in your family likes best? Why do you suppose “comfort foods” are so tasty?
- A covenant is a “big promise.” What kind of big promises do you make in your family? Consider promising to eat at least three meals together per week!
- Make a list of your family’s strengths. Do you strengthen each other when you’re all together? In what specific ways do you draw strength from each other?
- Brainstorm how you might use those strengths to share the love of Christ with others. Make a list that you write on your family white board, or write them down and put them on the fridge.



## KEY WORDS

Keep a family white board someplace near the dinner table, and write these words on it. Try writing a family definition for each one during the week.

**RECONCILED  
COMMUNION  
WORD OF GOD**



## WEB TIME

Gather around the family computer. Look for images of things that start with the letters in the word *for-giveness*. Make a poster with these images and “FORGIVENESS” in big block letters at the top of the poster. Hang it somewhere where everyone will see it for the next week.

## RITUAL TIME

Martin Luther wrote the Small Catechism as a tool for parents to teach the faith to their children. Make Luther’s explanation of the Sacrament of the Altar part of your family devotions. Try writing an original table grace as a family, and resolve to pray it together for the next week.

# LEARNER SHEET: COMMANDMENT CONCLUSION

Deuteronomy 30:15-20



## PRAYER TIME

Remember your partner's prayer needs—record them here.

## DISCUSSION TIME

- Which Commandment is the easiest to follow and which is the hardest?
- What did you learn or hear about the Ten Commandments that you didn't expect?
- Talk about the Commandments as "an invitation to a good life" compared to "rules that must be followed."
- Which activity today helped you learn more about God's love in the gift of the Commandments?

### THE BIG IDEA

God's Commandments, given in love, protect our lives, relationships, and possessions of all people.

### BIG FUN IDEA

Celebrate together. Determine what that means for your group. Talk about what "fun" means for you. Find a way that every person in your group will find "fun" in your celebration.

### BIG SERVING IDEA

The Commandments are all about life in community. Sponsor a church community dinner theater. Invite the whole congregation to a meal. (*Ask other small groups to help you plan, cook, serve, and clean.*) After dinner, present "The Ten Commandments for [church name]." You have all the material you need in the work your small groups created. Enjoy your life together!

# LEARNER TAKE-HOME SHEET: COMMANDMENT CONCLUSION

Deuteronomy 30:15-20



## KEY WORDS

Keep a family white board someplace near the dinner table, and write these words on it. Try writing a family definition for each one during the week.

**GIFT**  
**COMMUNITY**  
**SANCTUARY**

Take this sheet home and keep it someplace near the dinner table like on the fridge. At least three times next week at dinner, use Prayer Time and one other family activity to make your confirmation learning come alive!

## PRAYER TIME

Write a prayer together celebrating the joys and naming concerns about the security of lives, relationships, and possessions within your family, local, national, and global communities. What concerns are especially pressing right now? Who or what quietly works toward peace in your community?

## TALK TIME

- How does your family form community? What are the “family rules”? How do these rules compare with the civic laws in your city or state?
- On a scale of 1 to 10, are the Ten Commandments an “invitation to a good life” or “rules that must be followed”? Note: Learners were asked to rank this in their small groups. How does your rating compare to the one they made? How do the Commandments help create security within your own family and the larger society?
- Which of the Commandments are the easiest for you to fulfill? Which are the hardest? What is one concrete thing you can do to work on the Commandment you find most difficult?
- Talk about the Web searches and rituals that have been a part of your learning about the Ten Commandments. What did you find memorable, surprising, or profound? Did you discover any practices you want to include on a more regular basis?



## WEB TIME

Sit down together and do a Web search on “Ten Commandments.” Explore five sites that look interesting. Who sponsors these sites? What perspectives do they offer on the Ten Commandments? How do these interpretations compare with yours?

## RITUAL TIME

In the Large Catechism, Luther says the Commandments are “not reserved to certain special times, places, rites, and ceremonies, but are common, everyday domestic duties of one neighbor to another.” Pay attention to where you see others (or yourself) fulfilling the Commandments in everyday duties. Each day when your family is together, share one example you observed. How was this person promoting and protecting life? Is it easier to attend to people fulfilling or breaking the Commandments?

# LEARNER SHEET: DEFEND TRUTH

1 Kings 3:16-28



## PRAYER TIME

Remember your partner's prayer needs—record them here.

## DISCUSSION TIME

- **Create a list of truth tellers. What creates this trust and makes you believe they speak the truth?**
  
- **How does the game “Truth or Dare” fit in a conversation about bearing false witness?**
  
- **Talk about how lying and gossip have affected you.**
  
- **How can magazine and TV ads be a form of false witness? Are they accurate? Are the images truthful? What can or should we do to counter or protect ourselves and others from this false witnessing?**

### THE BIG IDEA

**God wants our words to protect and preserve the truth.**

### BIG FUN IDEA

Spend an afternoon together in a courtroom to see how the justice process works, and how truth is integral to what is accomplished in court. Go out for ice cream afterward and discuss what you observed.

### BIG SERVING IDEA

Words are powerful, whether they're used to deceive or praise. So speak well of your neighbor! Write thank-you notes to everyone who volunteers with confirmation or youth groups, as well as to a few of the “unsung heroes” of your church—the people who stay low on the radar but are always ready and willing to lend a hand.

# LEARNER TAKE-HOME SHEET: DEFEND TRUTH

I Kings 3:16-28



## KEY WORDS

Keep a family white board someplace near the dinner table, and write these words on it. Try writing a family definition for each one during the week.

**INTEGRITY**  
**GENUINENESS**  
**HUMILITY**  
**CHARITABLE**  
**TRUTH**

Take this sheet home and keep it someplace near the dinner table like on the fridge. At least three times next week at dinner, use Prayer Time and one other family activity to make your confirmation learning come alive!

## PRAYER TIME

Pray for truth tellers in our world. Pray for people who have suffered or been unduly oppressed for speaking the truth. Pray also for those whom we expect to be truth tellers (governmental leaders, judges, police, and so forth), that they would be honest and true in the fulfillment of their vocations.

## TALK TIME

- Share how, when, and where you learned the value of honesty. Can you—either parents or youth—name a particular time when you had to make a difficult choice to tell the truth, stop some gossip, or fess up to your own lie? Can you name role models who influenced you to speak truthfully and charitably about others? Are there incidents of truth telling in your immediate family that you can affirm?
- Work together on a family definition of “speaking the truth in love.”
- How does your family “speak truth to power”? What might that look like in your context? What makes it difficult to “speak the truth in love” and “speak truth to power”?



## WEB TIME

Search the Web for the word *truth*. What sites come up? Who sponsors the sites? What is their definition of truth? Does their definition feel truthful to you? Then use the Web to learn more about the witness to truth of a famous truth teller, such as Martin Luther, Desmond Tutu, Dietrich Bonhoeffer, or Gandhi.

## RITUAL TIME

Words are powerful, whether they're used to deceive or praise. Ask each family member to agree to take time alone to write letters to other family members expressing the things you love and appreciate about them. Choose a night to share these letters with one another. Play soft music, light a candle to mark this as a sacred time and space, and read the letters silently, or take turns reading aloud.

# LEARNER SHEET: DO NOT COVET

Matthew 6:19-21



## THE BIG IDEA

**We honor God when we are content with what we have and help others keep what they have.**

## BIG FUN IDEA

Watch *Affluenza* (KCTS and Oregon Public Broadcasting, 1997; available at [www.bullfrogfilms.com](http://www.bullfrogfilms.com)). Help young people understand this is not a problem they created; it is a larger problem facing the world. Talk about little steps you might all take together to work toward a solution in which we care for what we have rather than covet what we don't have.

## BIG SERVING IDEA

Plan a way to gather money for a disaster response organization. Determine what you can offer—work, service, or food—and tell people you'll donate all the money to the organization you've named. Think of the story of the laborers when people decide what they can pay you. Send the money or requested items for Lutheran World Relief Health Kits or School Kits that you purchase with the donations.

## PRAYER TIME

Remember your partner's prayer needs—record them here.

## DISCUSSION TIME

- **What modern-day equivalents of oxen and manservants do we covet?**
- **What have you been tempted to want so much it could be seen as coveting?**
- **What would be on a list of things you said in the last week that started with, "I wish I had..."? Categorize these as "needs" and "wants."**
- **What did you learn about Lutheran World Relief (or other disaster response organizations) that surprised you?**

# LEARNER TAKE-HOME SHEET:

## DO NOT COVET

Matthew 6:19-21



Take this sheet home and keep it someplace near the dinner table like on the fridge. At least three times next week at dinner, use Prayer Time and one other family activity to make your confirmation learning come alive!

### PRAYER TIME

As you read a paper, watch TV news, or check news online this week, make a list of every story about suffering or conflict. Post your list in a place where your family can see it, and remember to pray for these people.

### TALK TIME

- Write a family definition of coveting. What is included? How would you explain it to your friends?
- Make a list of every thing and experience you would like to have as a family. Then sort the list into needs and wants. What criteria did you use to sort? How do you prioritize your wants? How will you balance your wants with others' needs?
- Talk about a time you as individuals and/or as a family were really content. What factors led to this state of mind? How might you "practice contentment" today, both individually and as a family?

### KEY WORDS

Keep a family white board someplace near the dinner table, and write these words on it. Try writing a family definition for each one during the week.

**CONTENTMENT**  
**COOPERATION**  
**ALTRUISM**  
**BENEVOLENCE**



### WEB TIME

Sit down together to explore the Web site for Lutheran World Relief ([www.lwr.org](http://www.lwr.org)). What kinds of work does this organization do? Who do they help? What are their goals and guiding principles? How can you get involved?

### RITUAL TIME

Buy a Sunday newspaper and cut out headlines and pictures of people suffering from war, disease, famine, and natural disasters. Gather around an unlit candle. Read the headlines aloud. Look at the pictures and pause for reflection. Light a candle in the quiet to honor and remember the suffering of people for whom self-denial is not a choice but has become a fact of life. Sit quietly. Pray the Lord's Prayer together.

# LEARNER SHEET: FATHER AND MOTHER

John 2:1-12



## THE BIG IDEA

God intends that people in families honor and respect each other.

---

## BIG FUN IDEA

Have a movie-night get-together at church or someone's house, make or order your favorite food, and watch the movie *Dad* (PG, 1989; starring Jack Lemmon, Ted Danson, and Ethan Hawke). Discuss the father-son relationships in the film. How did the characters honor or dishonor each other?

---

## BIG SERVING IDEA

Visit a nursing home together. Honor these grandparent figures by listening to their stories and spending time with them. Play a game, read a book (the Bible, if they'd like), share a gift of music—the possibilities are endless!

## PRAYER TIME

Remember your partner's prayer needs—record them here.

## DISCUSSION TIME

- Write down ways you have witnessed your own parents honor or dishonor their parents (your grandparents).
  
- Talk about a time you have been forgiven and a time you forgave someone.
  
- As a group, rewrite Martin Luther's explanation to the Fourth Commandment.
  
- Write a thank-you note to your parents and give it to them tonight.

# LEARNER TAKE-HOME SHEET: FATHER AND MOTHER

John 2:1-12



Take this sheet home and keep it someplace near the dinner table like on the fridge. At least three times next week at dinner, use Prayer Time and one other family activity to make your confirmation learning come alive!

## PRAYER TIME

Incorporate into your devotional life a prayer on behalf of families. Write a petition together, or use the following:

Almighty God, we commend to your care all the homes where your people live. Keep them from bitterness and pride in self; fill them with faith, virtue, wisdom, moderation, and patience. Let children and parents have full respect for one another, and light the fire of kindness among us all, that we may show affection for each other; through Jesus Christ our Lord. Amen

- Adapted from *Lutheran Book of Worship: Minister's Desk Edition*, page 115.

## TALK TIME

- Identify people you see as role models who show honor to parents and others in authority. Why did you choose these people?
- Parents, share what you love about your child, and what you love about being their parent. Children, share what you love about your parents, and what you love about being their child.
- Parents, talk about a time when you struggled to respect your own parents. What was the conflict about? Did it ever get resolved? Has your opinion of their motives or attitudes changed now that you are parents?

## KEY WORDS

Keep a family white board someplace near the dinner table, and write these words on it. Try writing a family definition for each one during the week.

**RESPECT**  
**CARE**  
**RESPONSIBILITY**  
**DEFERENCE**



## WEB TIME

Sit down together to do an Internet search on "family communication skills." Look into some of the Web sites that come up. What kinds of information do they offer? Are these helpful suggestions for communicating? Are there any you would like to practice in your family?

## RITUAL TIME

Set aside time each evening this week for a brief service of confession and absolution. You can use page 103 of *The Lutheran Handbook* as a guide, or find model liturgies on pages 76, 155, or 196 of *Lutheran Book of Worship* and pages 238 or 243 of *Evangelical Lutheran Worship*.

# LEARNER SHEET: HISTORY OF COMMUNION

Exodus 12:1-36



## THE BIG IDEA

Jesus offered himself as the Passover lamb.

## BIG FUN IDEA

Meet for a pizza, snack, and movie night. Consider choosing a movie that taps into the theme of God's gracious giving (it doesn't necessarily need to be an overtly "religious" movie). Invite learners to bring their favorite snack and vote for which one(s) you'll eat first. Make a comfortable area where people can crash to eat and watch. Before serving any food, always remember to check for food allergies.

## BIG SERVING IDEA

As a group, consider becoming a pen pal and adopting a member of the armed forces who serves overseas—perhaps a member of the congregation or a relative of a member. Ask for information on how to write to the person or send them things they might need or want. Some popular items are phone cards, videos, books, and so forth. Letters and nonperishable treats are always appreciated. And most of all, keep them in your prayers.

## PRAYER TIME

Remember your partner's prayer needs—record them here.

## DISCUSSION TIME

- **Have you ever found yourself in a dangerous situation? How did you feel when it was over?**
- **If you found yourself lost somewhere and could only call one person to help you, who would that be? Why?**
- **What does it mean to make a sacrifice for someone else?**
- **Make a list of all the people you think make sacrifices for you.**

# LEARNER TAKE-HOME SHEET: HISTORY OF COMMUNION

Exodus 12:1-36



Take this sheet home and keep it someplace near the dinner table like on the fridge. At least three times next week at dinner, use Prayer Time and one other family activity to make your confirmation learning come alive!

## PRAYER TIME

Invite God into your presence by celebrating and lifting up the people and circumstances that dwell deep in your heart this week. Pray this prayer together:

**Lamb of God, you sacrificed yourself that we might be saved. You took upon yourself sin that was not your own so that we might be made new. Make us instruments of your peace and ambassadors of your love. We ask this in your name. Amen**

## TALK TIME

Read and reflect on the verses above and talk about the questions below:

- Make a list of all the people who help you in your life.
- Why do you think they help you?
- How would you explain the story of Passover to someone who had never heard it?
- Jesus is called the Lamb of God or the Paschal Lamb. How is Jesus like the lamb in the story from Exodus?



## KEY WORDS

Keep a family white board someplace near the dinner table, and write these words on it. Try writing a family definition for each one during the week.

**PASSOVER  
LAST SUPPER  
EUCCHARIST**



## WEB TIME

Gather around the family computer and look for images of lambs, sheep, and shepherds. In addition to being called the Lamb of God, Jesus is also often called the Good Shepherd. Use the pictures you print out to make a poster. On the poster write "Lamb of God" and "The Good Shepherd." Post it somewhere you can see it when you do your devotions.

## RITUAL TIME

Martin Luther wrote the Small Catechism as a tool for parents to teach the faith to their children. Make Luther's explanation of the Sacrament of the Altar part of your family devotions. Consider lighting a candle and celebrating Holy Communion as a family. (Contact your pastor ahead of time for permission and instruction!)

# LEARNER SHEET: THE LORD'S NAME

Exodus 3:13-15



## THE BIG IDEA

God deserves respect.

## BIG FUN IDEA

Do something creative to express the meaning of either your name or one of God's names—draw a picture, sculpt a statue, write a poem, construct with interlocking blocks, paste a collage, and so forth. Bring your work to class the next week and create a “gallery” in your church. Run the “Names” exhibit for a month, and invite the whole congregation to attend!

## BIG SERVING IDEA

Go through the church directory and pick out five “forgotten” names—members who, for whatever reason, you haven't seen at church for a while. Make and send them a card to bless and brighten their day.

## PRAYER TIME

Remember your partner's prayer needs—record them here.

## DISCUSSION TIME

- **What kind of names/nicknames are you known by among family and friends?**
- **What kinds of names/nicknames are you known by among enemies?**
- **Tell about a time when you did not hallow God's name but abused it. Were there consequences?**
- **What kinds of names is God known by among friends and family? What kinds of names is God known by among enemies? Which type of names do you think God prefers being known by? Why?**

# LEARNER TAKE-HOME SHEET: THE LORD'S NAME

Exodus 3:13-15



Take this sheet home and keep it someplace near the dinner table like on the fridge. At least three times next week at dinner, use Prayer Time and one other family activity to make your confirmation learning come alive!

## PRAYER TIME

Start a family “prayer journal.” Put a sheet of paper in a public space (on the fridge works great!), where family members can name people or concerns they would like to pray for during the week. Remember to include these in your own personal prayers, and at least once a week, pray together as a family for those in your journal. Once a week, wipe the slate clean and start over!

## TALK TIME

- How were you named? In honor or memory of a friend or relative? After a biblical character? For the meaning, look, or sound of your name? Sit down together as a family and share the stories of your names.
- Have you ever called a family member or a friend a bad name (either out loud or just in your head)? What happened next? How did you feel? How do you think the other person felt? What did such name-calling do to your relationship with this person?
- There are many ways to call on God’s name, including those listed by Martin Luther in the Small Catechism: in a superstitious manner; to curse, swear, lie, or deceive; and in prayer, praise, and thanksgiving. In which of these ways have you called on the name of God? What can you as a family do to help one another use God’s name appropriately?

## WEB TIME

Do an Internet search to look up and discuss the meaning of your family’s first names. Is knowing the meaning of your name important? Why? What about knowing how or why you have your name?

## RITUAL TIME

Write the name of each person in your family on a slip of paper and place the slips in a bowl. Draw one name each day. Give that person a blessing. Make the sign of the cross on the forehead and say, “(Name), may the God who calls you by name be the name you call on in praise and prayer. In the name of the Father +, and of the Son +, and of the Holy Spirit. + Amen.”



## KEY WORDS

Keep a family white board someplace near the dinner table, and write these words on it. Try writing a family definition for each one during the week.

**IDENTITY**  
**AUTHORITY**  
**RELATIONSHIP**  
**RECOGNIZED**



# LEARNER SHEET: PROTECT PROPERTY

Luke 16:19-31



## THE BIG IDEA

**We honor God when we get things fairly.**

## BIG FUN IDEA

Call a food shelf in your community. Arrange for a tour to learn how this distribution system works. Who donates? What happens to the things you donate? How are they distributed? Are there rules about who gets food and how often? Why are rules necessary? Be sure to ask what their greatest need is right now, and try to fill that need.

## BIG SERVING IDEA

Learn about work projects, such as Habitat for Humanity, in your community. If youth are old enough, arrange for a volunteer day. If age restrictions prohibit direct service, find other ways the organization could use your help. Can you collect supplies, make phone calls, or bring refreshments to the workers?

## PRAYER TIME

Remember your partner's prayer needs—record them here.

## DISCUSSION TIME

- **Create a list of well-known thieves and humanitarians. What might you learn by comparing these lists?**
- **Is stealing okay as long as no one gets hurt?**
- **Could gambling be considered stealing?**
- **What does it mean to be very poor?**

# LEARNER TAKE-HOME SHEET: PROTECT PROPERTY

Luke 16:19-31



Take this sheet home and keep it someplace near the dinner table like on the fridge. At least three times next week at dinner, use Prayer Time and one other family activity to make your confirmation learning come alive!

## PRAYER TIME

Work together to write a prayer that includes:

- Thanks for the gift of possessions.
- Awareness of how we acquire our possessions.
- Wisdom to see when possessions begin to own us.
- Joy in sharing.
- Eagerness to protect everyone's possessions.

## TALK TIME

- If you were sure everyone would follow the command not to steal, how would your daily lives be different? Think of all the keys, codes, and locks you use every day. List all the ways your neighborhood is affected by the fear of someone stealing. How could your neighborhood work together to protect everyone's property and means of making a living?
- Do you have any family stories of stealing—either an infamous stealer within your own flock, or one who was stolen from? What happened? How did that affect that person and their relationships? Why is the story still told today?

## WEB TIME

Look up the Web sites for "Bread for the World" and "Heifer Project International." What did you learn about these organizations from their Web sites? Discuss together how these groups improve and protect the property of others and help to secure the fair distribution of resources.

## RITUAL TIME

Bless a different room of your home each day this week. Gather in a room to look at the physical possessions that are there, but more importantly, the stories of love and care that live in these rooms. Ask God to bless and protect all people.



## KEY WORDS

Keep a family white board someplace near the dinner table, and write these words on it. Try writing a family definition for each one during the week.

**JUSTICE**  
**HONESTY**  
**SHARE**  
**PROTECT**



# LEARNER SHEET: PURPOSE OF BAPTISM

Matthew 3:1-12



## THE BIG IDEA

**With one baptism we join the family of faith, and experience a fresh start every day.**

## BIG FUN IDEA

As a group meet and attend a sporting event. Make signs saying where your group is from and cheer on whatever local team you support. Encourage learners to make up some crazy cheers.

## BIG SERVING IDEA

Have a pastor speak to the group about what kind of things your congregation does for newly baptized members. Can this person suggest some ideas for how your group might collaborate to help? Some congregations make small baptism banners that are hung on the day of a person's baptism, then sent home with them at the end of the day. Some congregations embroider simple designs on the linen cloths used in baptisms. Is there something like that your group could do to help the congregation celebrate each new baptism in the community?

## PRAYER TIME

Remember your partner's prayer needs—record them here.

## DISCUSSION TIME

- **What do you know about the day you became part of your family?**
- **What do you know about the day you were baptized?**
- **What do you think the term “born again” means?**
- **What would you say to someone if they asked you if you were born again?**

# LEARNER TAKE-HOME SHEET: PURPOSE OF BAPTISM

Matthew 3:1-12



Take this sheet home and keep it someplace near the dinner table like on the fridge. At least three times next week at dinner, use Prayer Time and one other family activity to make your confirmation learning come alive!

## PRAYER TIME

Invite God into your presence by celebrating and lifting up the people and circumstances that dwell deep in your heart this week. Pray this prayer together:

**Gracious Lord, in waters of baptism you rescued us and made us your children. Guide us to do your will, and renew us daily in your forgiving love. We ask all of this in your holy name. Amen**

## TALK TIME


- Ask the adults to talk about the day each child in the family was born. What was the experience like? What were their feelings like? If there are multiple children, did their feelings change with each one?
- Jesus says that we must be “born again.” Discuss what you think that means.
- If someone were to ask you if you were “born again,” what would you say?
- How does the forgiveness that comes with baptism help in the life of your family?



## KEY WORDS

Keep a family white board someplace near the dinner table, and write these words on it. Try writing a family definition for each one during the week.

**BORN AGAIN**  
**INFANT BAPTISM**  
**BODY OF CHRIST**



## WEB TIME

At the root of forgiveness is love. Gather around the family computer and find lyrics for love songs that you like. Have each family member choose his or her favorite. Print the lyrics and use them to make greeting cards that you could send to loved ones far away.

## RITUAL TIME

As a family, create a Forgiveness Creed. What does your family believe about forgiving one another? Write this creed and post it somewhere everyone can see it daily.

# LEARNER SHEET: REMAIN FAITHFUL

2 Samuel 11:1-27



## THE BIG IDEA

**We honor God when we are faithful in our relationships.**

## BIG FUN IDEA

Plan a night of fun, food, movies, and games for everyone 12 and under at your church. Ask the kids to join you and encourage the parents to find some time alone. Everyone wins. You get to have fun hanging out with the kids, and parents get some quality time together!

## BIG SERVING IDEA

Ask an adult to contact a local domestic violence shelter to see how your group might help. What might they need for residents to find healing and recovery from broken and abusive relationships? Becoming informed about this serious social issue can help break the troubled cycle.

## PRAYER TIME

Remember your partner's prayer needs—record them here.

## DISCUSSION TIME

- **What is inside the boundaries of respecting and being faithful to the marriage covenant?**
- **Rewrite Luther's explanation to this Commandment as a small group. How would you explain it to your friends?**
- **Write a letter to your future spouse stating your hopes and dreams for your life together. What gifts do you bring to your relationship? What do you want or need from them?**

# LEARNER TAKE-HOME SHEET: REMAIN FAITHFUL

2 Samuel 11:1-27



Take this sheet home and keep it someplace near the dinner table like on the fridge. At least three times next week at dinner, use Prayer Time and one other family activity to make your confirmation learning come alive!

## PRAYER TIME

Focus your family prayer time on marriage this week. Ask God to walk with and strengthen the relationship, the joy and the struggle, for people who are married. Ask for comfort and healing for people who find brokenness in marriage. Pray for your child and all youth that their lives are filled with kindness, compassion, integrity, and love they can promise to another.


## TALK TIME

- While the topic of sex is one that families can find difficult to address, talking about hopes and dreams of healthy family relationships for their children is easier. Parents, tell your children what you hope for their future. How do you want them to be treated? What can you offer that may help that dream become a reality? Ask your children to talk about their hopes and dreams for a relationship. Is it the same as yours or are there differences? Talk about what that might mean. Find out what support children would find helpful.
- How do these hopes and dreams inform a young person's discovery and understanding of themselves as a sexual being and their sexual relationships with another person? Share stories as you are comfortable. Some stories will be about that which brought joy, while others may be about consequences that were difficult for families. This isn't about confession but about learning and moving forward together.

## KEY WORDS

Keep a family white board someplace near the dinner table, and write these words on it. Try writing a family definition for each one during the week.

**HUMAN SEXUALITY  
COVENANT  
ADULTERY  
SANCTITY**



## WEB TIME

How does your family experience faithful relationships with each other? With friends? What are some strategies you can use to support faithful relationships? Search for "healthy relationships" using your favorite Internet search engine and explore the content of those Web sites together.

## RITUAL TIME

Determine what family faithfulness means. Write this as a covenant to one another. State your intent to abide by this covenant and hold one another accountable. Hold the covenant and pray, "God of love, help us love each other." Place it where all can see as a reminder of your promise.

# LEARNER SHEET: SABBATH DAY

Matthew 12:1-14



## PRAYER TIME

Remember your partner's prayer needs—record them here.

## DISCUSSION TIME

- Talk about a time when you felt very tired and worn out.
  
- Talk about a time when you felt very rested and energized.
  
- When and where do you feel closest to God?
  
- What does it mean to keep something holy?



### THE BIG IDEA

**We need time with God.**

---



### BIG FUN IDEA

Take a Saturday mini retreat. Find a peaceful local setting and decide ahead of time as a group what kind of schedule would be restful and refreshing. Be sure to balance time alone and time together; as well as time in worship, time in study, and time in play!

---



### BIG SERVING IDEA

Teach another family in your congregation what you have learned about the importance of time with God. Model a sabbath evening for them—bring them dinner, bring a couple ideas for refreshing quality time spent together as a family, and end with devotions (which could include Bible reading, singing, and prayer).

# LEARNER TAKE-HOME SHEET: SABBATH DAY

Matthew 12:1-14



## KEY WORDS

Keep a family white board someplace near the dinner table, and write these words on it. Try writing a family definition for each one during the week.

**WHOLENESS**  
**REST**  
**REFRESH**  
**DEVOTION**

Take this sheet home and keep it someplace near the dinner table like on the fridge. At least three times next week at dinner, use Prayer Time and one other family activity to make your confirmation learning come alive!

## PRAYER TIME

Incorporate the ancient practice of *lectio divina* in your prayers this week. Read a passage aloud, pause for a few minutes of contemplation, then read the same passage aloud and again take time to reflect. What images does this passage stir up for you? What prayer concerns does it put you in mind of? Did these change? Did you hear the passage differently from one reading to the next?

## TALK TIME

- Where and when do you feel closest to God? Do you find closeness in community with others or in time alone? Is there a place or time that is the same for everyone in your family? Encourage each other to seek out a God time and space each day.
- Does your family have any sabbath practices? If so, what are their origins? (Family tradition? Accidental? Conscious family decision?) If not, discuss together what kind of sabbath practices you would like to begin. (Your answers to the first bulleted question are a good hint of where to start!)

On the seventh day he rested. He didn't throw his hands in the air and say, "I give up."



## WEB TIME

Sit down together and look up organizations that support living simpler lifestyles. What kinds of practical suggestions do they offer? Are there any your family would like to put into practice?

## RITUAL TIME

Try a family mini sabbath every night this week—set aside a mutually agreeable time, sit down, light a candle, and read a passage of scripture together. You can find suggestions for daily readings at the ELCA Web site or in *Evangelical Lutheran Worship*. You may want to do this in the form of *lectio divina* as described in "Prayer Time" above.

# LEARNER SHEET: SAFEGUARD LIFE

Matthew 5:17-48



## THE BIG IDEA

**God wants us to nurture and protect all living things.**

## BIG FUN IDEA

Go for a hike together in a local nature preserve or park. Look for examples where life is thriving. What is not doing well? Why? Has harm been inflicted by nature or humans? Or is the dying a part of a natural cycle?

## BIG SERVING IDEA

Call a local service agency to determine physical needs in your community. Make a comprehensive list (food, toiletries, clothes, and so forth). Have everyone take responsibility for one or two items, assemble all items, and bring them to the place designated by the agency you contacted.

## PRAYER TIME

Remember your partner's prayer needs—record them here.

## DISCUSSION TIME

- **Discuss the following quote from Luther's Large Catechism: "The meaning of this commandment, then, is that no one should harm another person for any evil deed, no matter how much that person deserves it....Many people, although they do not actually commit murder, nevertheless curse others and wish such frightful things on them that, if they were to come true, they would soon put an end to them" (The Large Catechism, in *The Book of Concord*, edited by Robert Kolb and Timothy J. Wengert, Minneapolis: Fortress Press, 2000, page 411).**
- **On a sheet of paper, write about a time you were "killed" by another's words or actions, and a time you "killed" another with your words or actions. Discuss with the group.**
- **On a sheet of paper, write about a time you nurtured and protected life, and a time your life was nurtured and protected by another, then discuss.**
- **Does violence in movies, television, and video games desensitize you to the reality and pain of killing? Why or why not? In watching or playing such violence, are you participating in "killing" as we're talking about here? Why or why not?**

# LEARNER TAKE-HOME SHEET: SAFEGUARD LIFE

Matthew 5:17-48



Take this sheet home and keep it someplace near the dinner table like on the fridge. At least three times next week at dinner, use Prayer Time and one other family activity to make your confirmation learning come alive!

## PRAYER TIME

There are seven inhabited continents on earth and seven days of the week. Pray for the well-being of the residents of one continent each day this week. Pay attention to the news or do an Internet search to learn about the particular needs of people on the continent for which you are praying.

## TALK TIME

- What does your family already do to care for the physical needs of your neighbors? Discuss together one new way of caring for others that you can try in the coming months. Make a plan to make it happen.
- How do you reconcile the God who commands, “Do not kill,” with the God who commands one country to eliminate another?
- What might your family do or say that unintentionally “kills” each other? How do you build each other up and support one another’s physical, emotional, and spiritual needs?

## WEB TIME

Check the Web sites for “Lutheran Services in America” and the National Council of Churches’ “Web of Creation.” What are they doing to take care of the physical needs of their neighbors and all of creation? Do a search on “nonviolence.” Look at five sites. What resources do these offer for nonviolent conflict resolution?

## RITUAL TIME

Integrate your prayers and the ritual theme this week. Each day find a hymn from the continent for which you are praying. (Borrow a hymnal from church if you don’t have one.) Sing or read it together. How about planning dinner around people on that continent too?



## KEY WORDS

Keep a family white board someplace near the dinner table, and write these words on it. Try writing a family definition for each one during the week.

**INTERRELATEDNESS**  
**ACCOMPANIMENT**  
**BEING**  
**NONVIOLENCE**



# LEARNER SHEET: TAKE AND EAT

John 6:48-51



## THE BIG IDEA

Jesus feeds the whole community of faith with his body and blood.

---

## BIG FUN IDEA

Meet at an arcade and play games. Encourage learners to steer clear of the more violent games. If there is not an arcade nearby, you can create your own by having learners bring in their favorite nonviolent video games from home. You will need to have several television sets and video game machines if you choose this option. Consider holding a tournament!

---

## BIG SERVING IDEA

As a group, resolve to see how much money you can raise for Lutheran World Relief in one month. Hold a bake sale or put on a talent night at church. There are many things you can do to help feed the hungry in your community and around the world. Make it happen today!

## PRAYER TIME

Remember your partner's prayer needs—record them here.

## DISCUSSION TIME

- **Why do some people in the world have so much and others so little?**
  
- **Tell about the longest period of time you've ever gone without eating. What was it like?**
  
- **How does the bread and wine of Holy Communion make Christians especially motivated to help feed the hungry?**
  
- **What are some things you could do to help feed the hungry?**

# LEARNER TAKE-HOME SHEET: TAKE AND EAT

John 6:48-51



Take this sheet home and keep it someplace near the dinner table like on the fridge. At least three times next week at dinner, use Prayer Time and one other family activity to make your confirmation learning come alive!

## PRAYER TIME

Invite God into your presence by celebrating and lifting up the people and circumstances that dwell deep in your heart this week. Pray this prayer together:

**Bread of life, you have fed us with what we need for eternal life. Help us to bring to those who suffer hunger, homelessness, and hopelessness some measure of your healing love. Grant that we may be instruments of your will and witnesses to your grace. We ask this in your holy name. Amen**

## TALK TIME

Read and reflect on the verses above and talk about the questions below:

- Who buys the groceries at home? Who prepares the meals? How do you decide in your family what you're going to eat for meals?
- Make a list of things that are not very good for you that you eat during a week. How much would you guess you spend as a family on these items a week? A month? A year?
- What would happen if you took just one-fourth of the money your family spends on "junk food" and sent it to an organization like Lutheran World Relief?



## KEY WORDS

Keep a family white board someplace near the dinner table, and write these words on it. Try writing a family definition for each one during the week.

**BREAD AND WINE  
BODY AND BLOOD  
SACRAMENT**

May I recommend  
a hearty full bodied  
Communal wine.



## WEB TIME

The Website for Lutheran World Relief ([www.lwr.org](http://www.lwr.org)) contains many opportunities for mission and ministry. Gather around the family computer and see if you can find a program that you as a family could support, then make a family commitment to do it!

## RITUAL TIME

Have the youngest person in the family place a candle on the table while the eldest lights the flame. Open your copy of *The Lutheran Handbook* and pray the table blessing found in the "Blessings at Meals" section (page 226) at every meal you share this week.

# LEARNER SHEET: WORD WITH WATER

Matthew 28:19-20



## THE BIG IDEA

With water and Word, we are washed in God's loving grace.

## BIG FUN IDEA

Meet for a game of Frisbee golf. If there is no Frisbee golf course near you, you can easily create your own in a local park by designating or marking trees as "holes." Create some scorecards and make sure you have enough Frisbees for each person. Award the winner a liter of soda as a prize, but have enough cups and ice for everyone so you can share!

## BIG SERVING IDEA

Clean water is important for life. Consider arranging a trip for your group to your local water treatment plant for a guided tour. Learn about the issues that affect water quality in your community. Find out what you can do to help make the water in your area cleaner. It may mean connecting with an organization that patrols river and stream banks cleaning up litter, or developing ways to educate your congregation and your community on things they can do to improve water quality. Sponsor a "Clean Water Sunday" and invite a guest in to discuss water issues.

## PRAYER TIME

Remember your partner's prayer needs—record them here.

## DISCUSSION TIME

- **Tell the story of your earliest childhood memory. How far back can you remember? Do you remember your actual baptismal day?**
- **Tell about a time when you did something wrong and were forgiven. How did you feel?**
- **What are you most looking forward to being able to do, as you get older? How will you create your own personal baptismal "history"? How will you live your life in Jesus Christ?**
- **Tell about a time someone wronged you and you forgave them. How did you feel?**

# LEARNER TAKE-HOME SHEET: WORD WITH WATER

Matthew 28:19-20



Take this sheet home and keep it someplace near the dinner table like on the fridge. At least three times next week at dinner, use Prayer Time and one other family activity to make your confirmation learning come alive!

## PRAYER TIME

Invite God into your presence by celebrating and lifting up the people and circumstances that dwell deep in your heart this week. Pray this prayer together:

**Lord, in the waters of baptism you made us yours. Grant that we may be witnesses for all you have done for us. Make us instruments of your will so that the world may see your gracious love through us. We ask all this in your name. Amen**



## KEY WORDS

Keep a family white board someplace near the dinner table, and write these words on it. Try writing a family definition for each one during the week.

**SACRAMENT  
PROMISE  
COMMAND**

## TALK TIME

- Why do you think it is so hard to forgive people sometimes?
- Have you ever gone a long, long time without a shower or bath (on a camping trip or a retreat, for example) then finally taken one? How did it feel finally to be clean?
- In baptism, God's word combines with the water to bring all the good benefits God has to give. Can you think of other times God used the Word to do great things? (Hint: read Genesis 1.)

Without "word"  
this would  
be just  
another  
day at the  
beach.



## WEB TIME

Write an acrostic poem using the word *baptism*. An acrostic poem is one in which each horizontal line starts with a letter from a vertical word. For this acrostic, make the *t* look like a cross, and just use the letters *b-a-p-i-s-m*. Hang the poem where your family will see it every day this week.

## RITUAL TIME

Gather around the family computer and do an Internet search for as many different images of crosses as you can. Put as many as you can onto a page and print it. Tape the page on the door you use to go in and out of the house every day, so you can see it when you leave for school or work.